

Physical Layer (Part 1)



Computer Networks
Spring 2012

Physical Layer Outline (Part 1)

- Definitions
- Nyquist Theorem - noiseless
- Shannon's Result - with noise
- Analog versus Digital
- Amplifier versus Repeater
- Advantages/Disadvantages of Analog vs Digital Transmissions

A Very Simple Abstraction



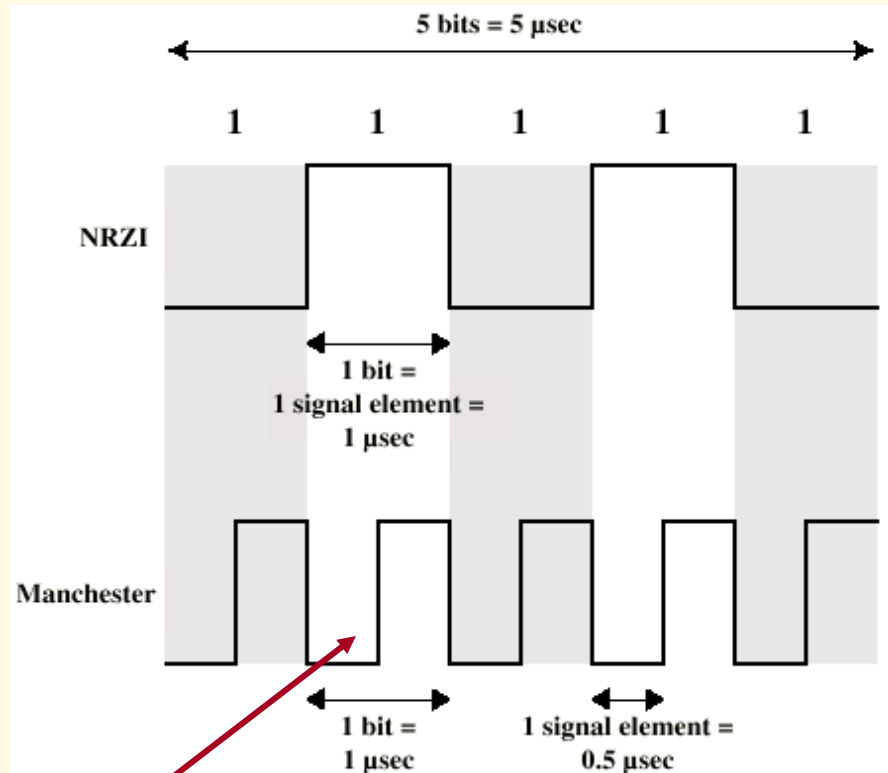
The Physical Layer is concerned with physical considerations and limitations.

Leon-Garcia & Widjaja:
Communication Networks

Physical Layer Definitions

- The time required to transmit a character depends on both the **encoding method** and the **signaling speed** (i.e., the **modulation rate** - the number of times/sec the signal element changes).
- **baud (D)** - the number of signal elements per second.
- **bandwidth (H)** - the range of frequencies that is passed by a channel. The transmitted signal is constrained by the transmitter and the nature of the transmission medium in cycles/sec (hertz).
- **channel capacity (C)** - the rate at which data can be transmitted over a given channel under given conditions. {This is also referred to as data rate (R).}

Modulation Rate



modulation rate
is doubled

Figure 5.5 A Stream of Binary Ones at 1 Mbps

DCC 6th Ed.
Stallings

Nyquist Theorem

{assume a noiseless channel}

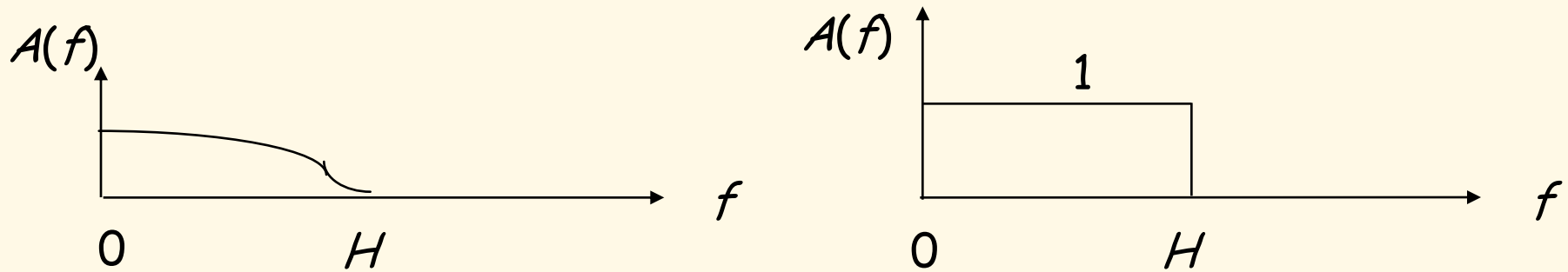
If an arbitrary signal is run through a low-pass filter of bandwidth H , the filtered signal can be *completely* reconstructed by making $2H$ samples/sec.

This implies for a signal of V discrete levels,

Max. data rate :: $C = 2H \log_2 (V)$ bits/sec.

Note - a higher sampling rate is pointless because higher frequency signals have been filtered out.

Physical Transmission Issues



(b) Maximum pulse transmission rate is $2H$ pulses/second



Leon-Garcia & Widjaja:
Communication Networks

Voice-grade Phone Line

Example 1. {sampling rate}

$$H = 4000 \text{ Hz}$$

$$2H = 8000 \text{ samples/sec.}$$

→ sample every 125 microseconds!!

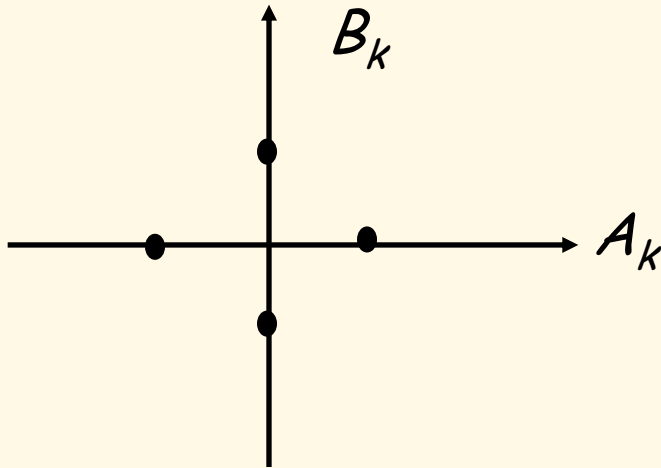
Example 2. {noiseless capacity}

$$D = 2400 \text{ baud } \{\text{note } D = 2H\}$$

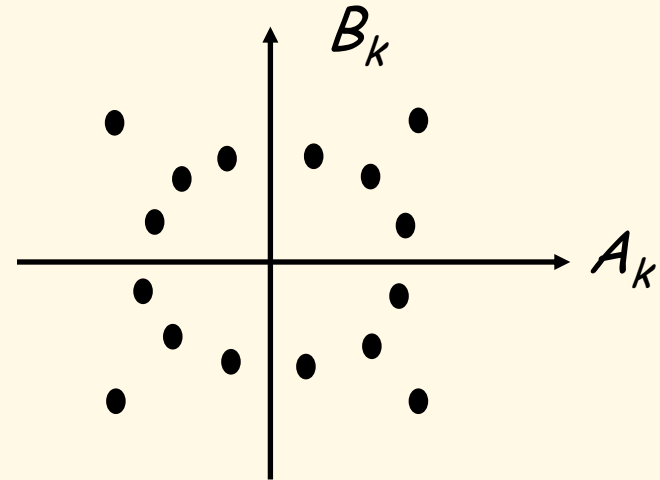
$$V = \text{each pulse encodes } 16 \text{ levels}$$

$$\begin{aligned} C &= 2H \log_2 (V) = D \times \log_2 (V) \\ &= 2400 \times 4 = 9600 \text{ bps.} \end{aligned}$$

Signal Constellations



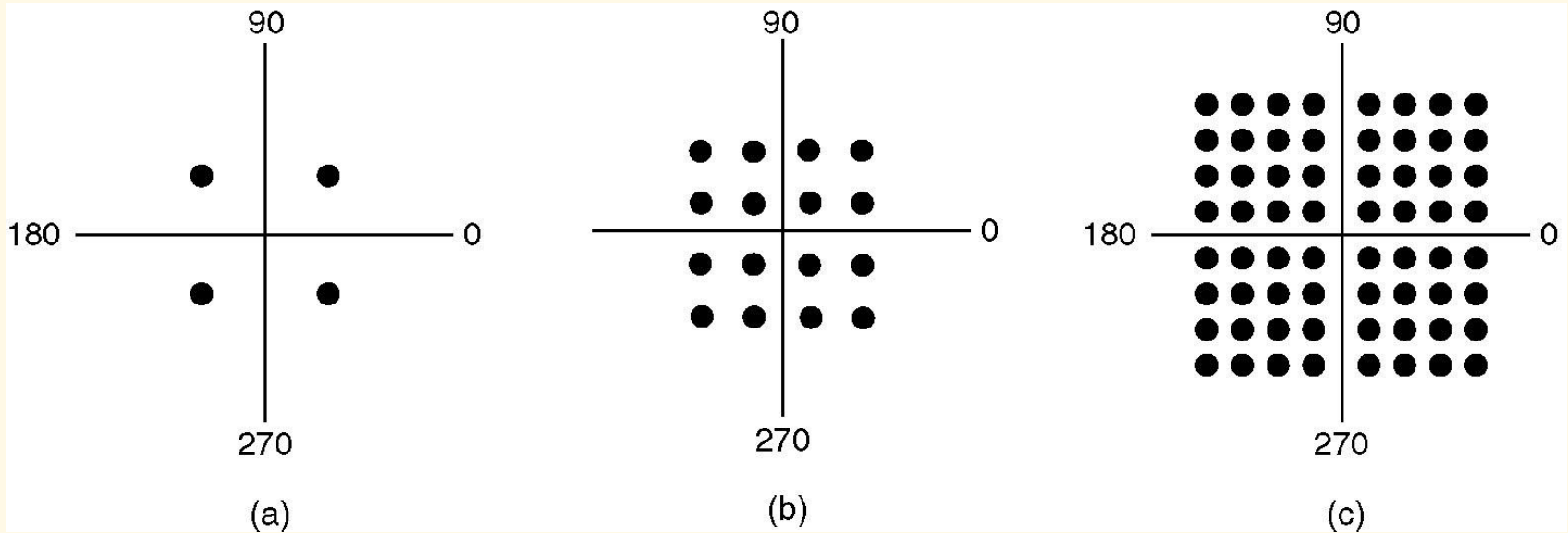
4 "levels" / pulse
2 bits / pulse
2D bits per second



16 "levels" / pulse
4 bits / pulse
4D bits per second

Leon-Garcia & Widjaja:
Communication Networks

Constellation Diagrams



(a) QPSK.

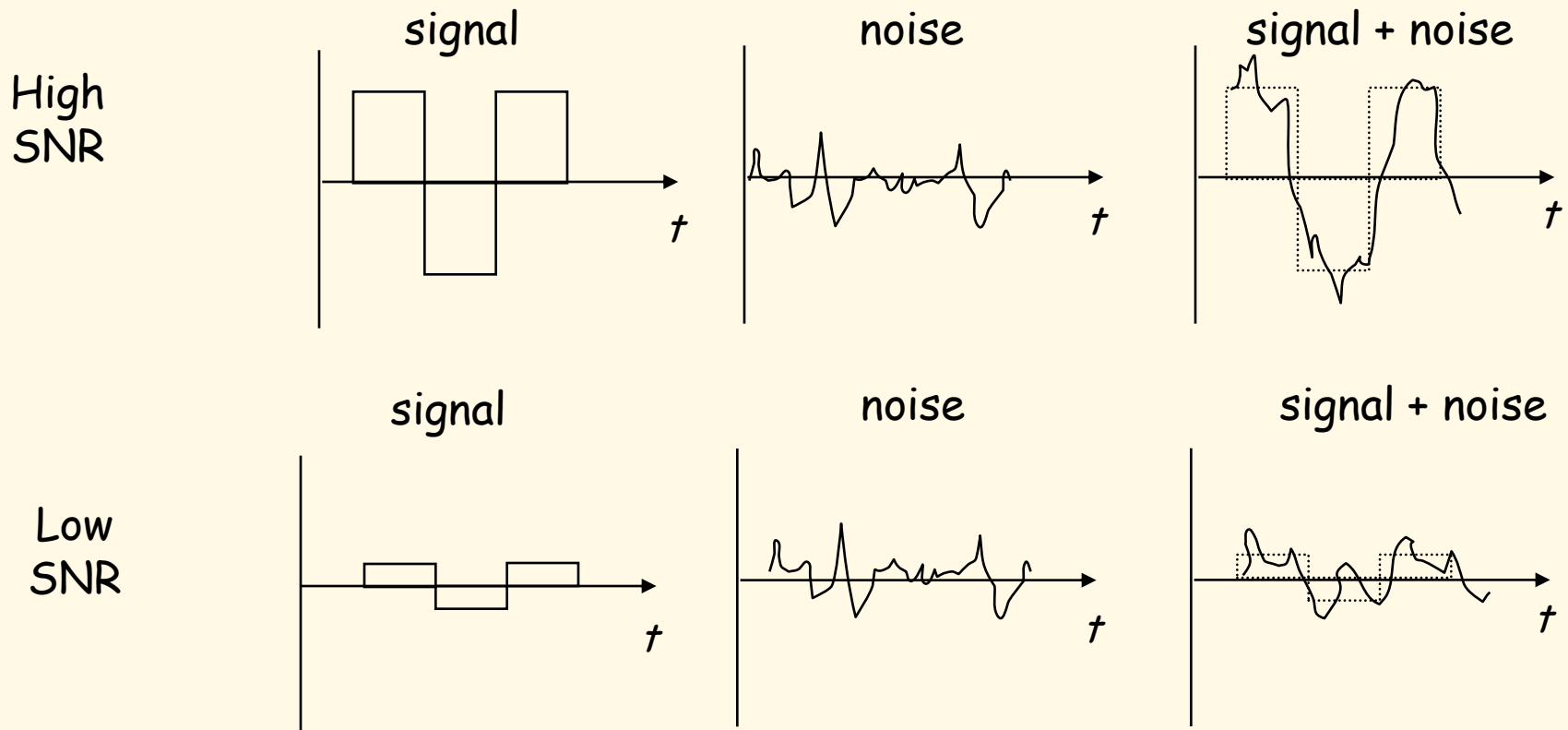
(b) QAM-16.

(c) QAM-64.

Figure 2-25.

Tanenbaum

Signal to Noise Ratio (SNR)



$$\text{SNR} = \frac{\text{Average Signal Power}}{\text{Average Noise Power}}$$

$$\text{SNR (dB)} = 10 \log_{10} \text{SNR}$$

Leon-Garcia & Widjaja:
Communication Networks

Shannon's Channel Capacity Result

{assuming only thermal noise}

For a noisy channel of bandwidth H Hz.
and a signal-to-noise ratio SNR , the
max. data rate::

$$C = H \log_2 (1 + SNR)$$

Regardless of the number of signal
levels used and the frequency of the
sampling.

Shannon Example - Noisy Channel

Telephone channel (3400 Hz) at 40 dB SNR

$$C = H \log_2 (1 + \text{SNR}) \text{ b/s}$$

$$\text{SNR (dB)} = 40 \text{ dB}$$

$$40 \text{ dB} = 10 \log_{10} (\text{SNR})$$

$$4 = \log_{10} (\text{SNR})$$

$$\text{SNR} = 10,000$$

$$C = 3400 \log_2 (10001) = 44.8 \text{ kbps}$$

Leon-Garcia & Widjaja:
Communication Networks

Data Communications Concepts

Analog and **Digital** correspond roughly to *continuous* and *discrete*, respectively.

These two terms can be used in three contexts: data, signals, transmissions.

1. data:: entities that convey meaning (or information).

analog - voice and video are continuously varying patterns of intensity.

digital - take on discrete values (e.g., integers, ASCII text).

*Data are propagated from one point to another by means of **electrical signals**.*

DCC 6th Ed.
Stallings

Analog and Digital Contexts: data signals transmissions

DCC 9th Ed.
Stallings

(a) Data and Signals

	Analog Signal	Digital Signal
Analog Data	Two alternatives: (1) signal occupies the same spectrum as the analog data; (2) analog data are encoded to occupy a different portion of spectrum.	Analog data are encoded using a codec to produce a digital bit stream.
Digital Data	Digital data are encoded using a modem to produce analog signal.	Two alternatives: (1) signal consists of two voltage levels to represent the two binary values; (2) digital data are encoded to produce a digital signal with desired properties.

(b) Treatment of Signals

	Analog Transmission	Digital Transmission
Analog Signal	Is propagated through amplifiers; same treatment whether signal is used to represent analog data or digital data.	Assumes that the analog signal represents digital data. Signal is propagated through repeaters; at each repeater, digital data are recovered from inbound signal and used to generate a new analog outbound signal.
Digital Signal	Not used	Digital signal represents a stream of 1s and 0s, which may represent digital data or may be an encoding of analog data. Signal is propagated through repeaters; at each repeater, stream of 1s and 0s is recovered from inbound signal and used to generate a new digital outbound signal.

Analog and Digital Signaling

signals:: electric or electromagnetic representations of data.

2. signaling :: is the physical propagating of the signal along a suitable medium.

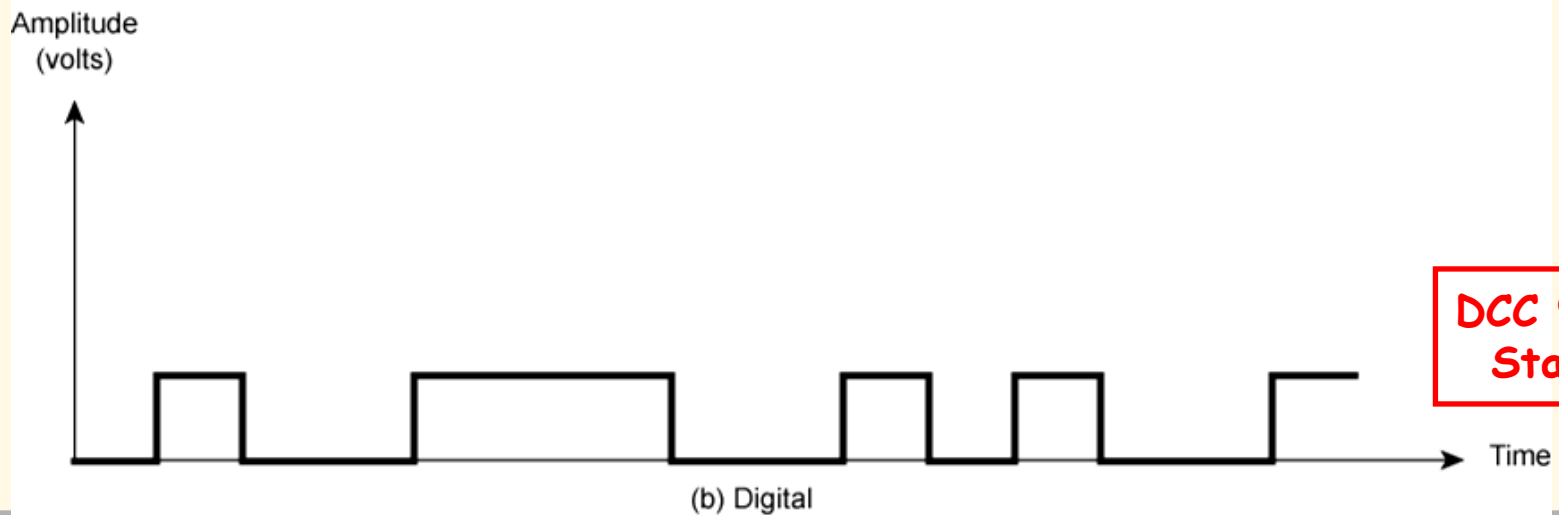
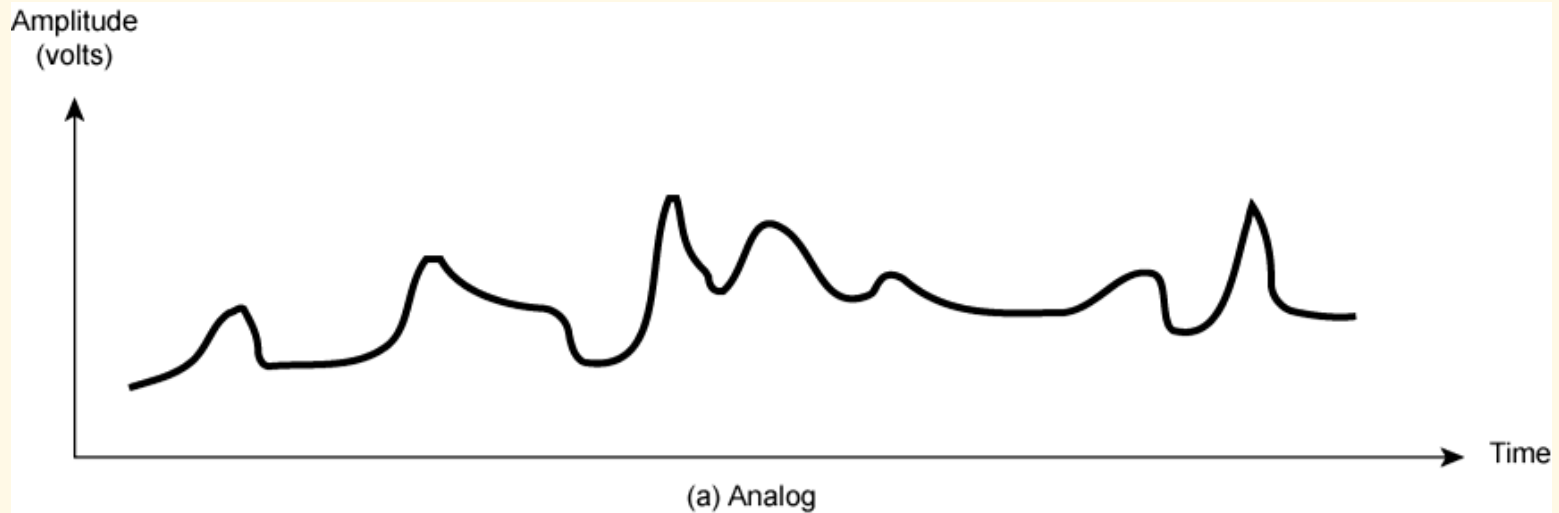
Analog signal - a **continuously varying** electromagnetic wave that may be propagated over a variety of medium depending on the spectrum (e.g., wire, twisted pair, coaxial cable, fiber optic cable and atmosphere or space propagation).

Analog and Digital Signaling

digital signal - a sequence of **voltage pulses** that may be transmitted over a wire medium.

Note - analog signals to represent analog data and digital signals to represent digital data are **not** the only possibilities.

Analog and Digital Signals



DCC 9th Ed.
Stallings

Signals Details

- Means by which data are propagated.
- **Analog Signals**
 - Continuously variable
 - Various media
 - wire, fiber optic, space
 - Speech bandwidth 100Hz to 7kHz
 - Telephone bandwidth 300Hz to 3400Hz
 - Video bandwidth 4MHz
- **Digital Signals**
 - Use two DC components.

DCC 6th Ed.
Stallings

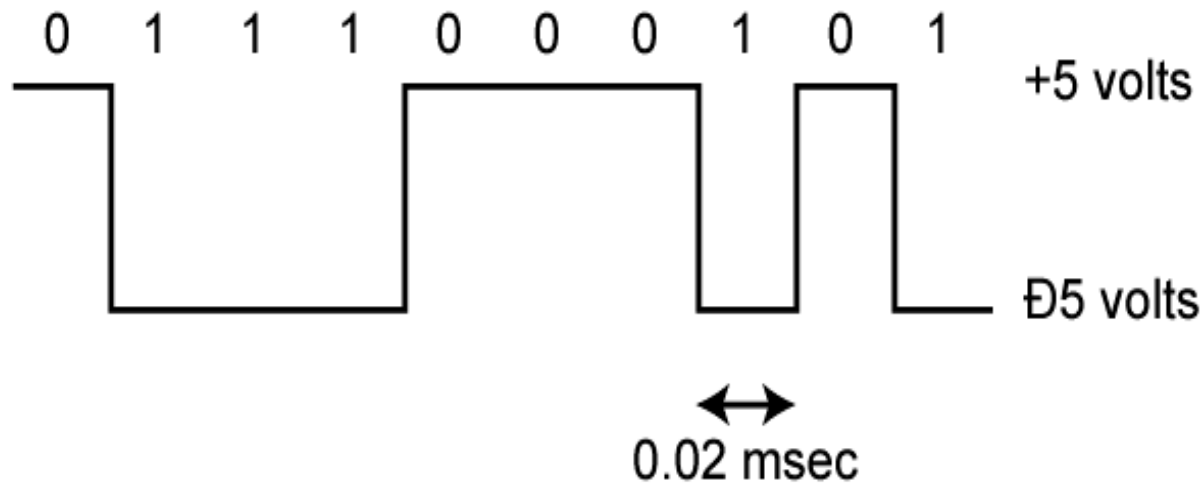
Analog and Digital Signaling

- Digital data can be represented by analog signals using a modem (modulator/demodulator).

The digital data is encoded on a carrier frequency.

- Analog data can be represented by digital signals using a codec (coder-decoder).

PC Input Converted to Digital Signal

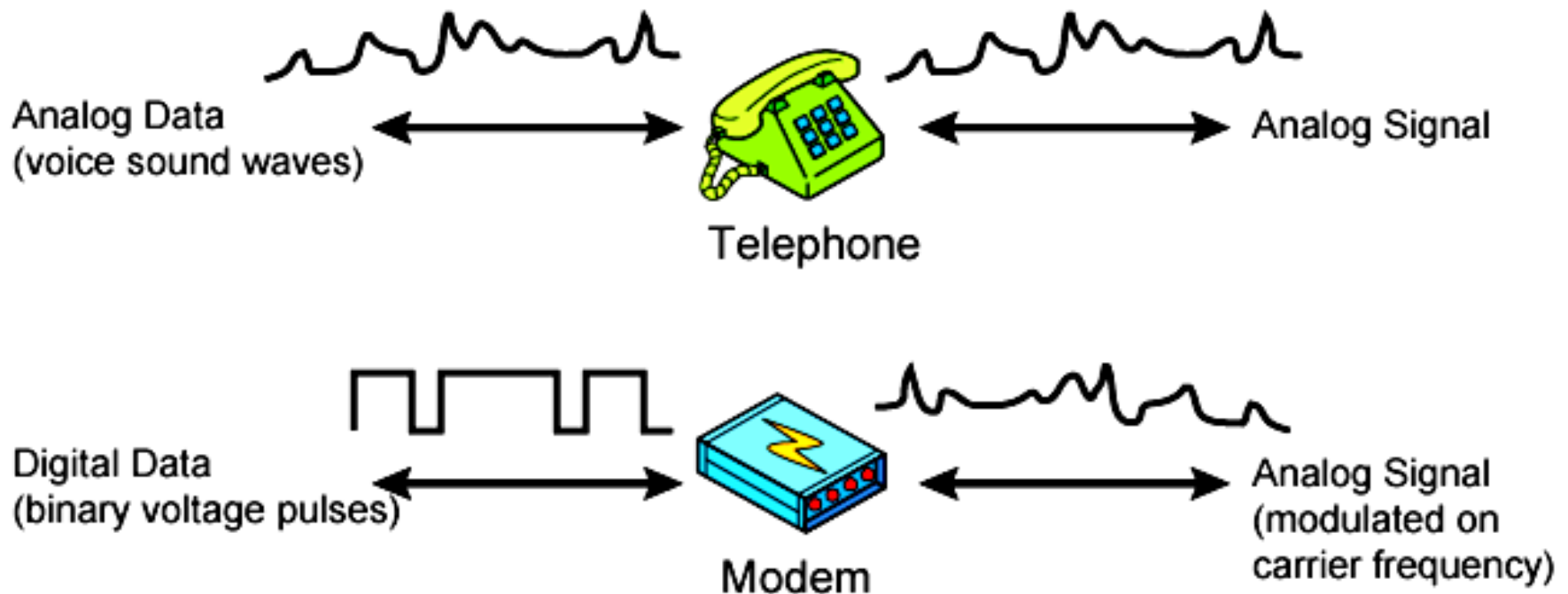


User input at a PC is converted into a stream of binary digits (1s and 0s). In this graph of a typical digital signal, binary one is represented by -5 volts and binary zero is represented by $+5$ volts. The signal for each bit has a duration of 0.02 msec, giving a data rate of 50,000 bits per second (50 kbps).

DCC 9th Ed.
Stallings

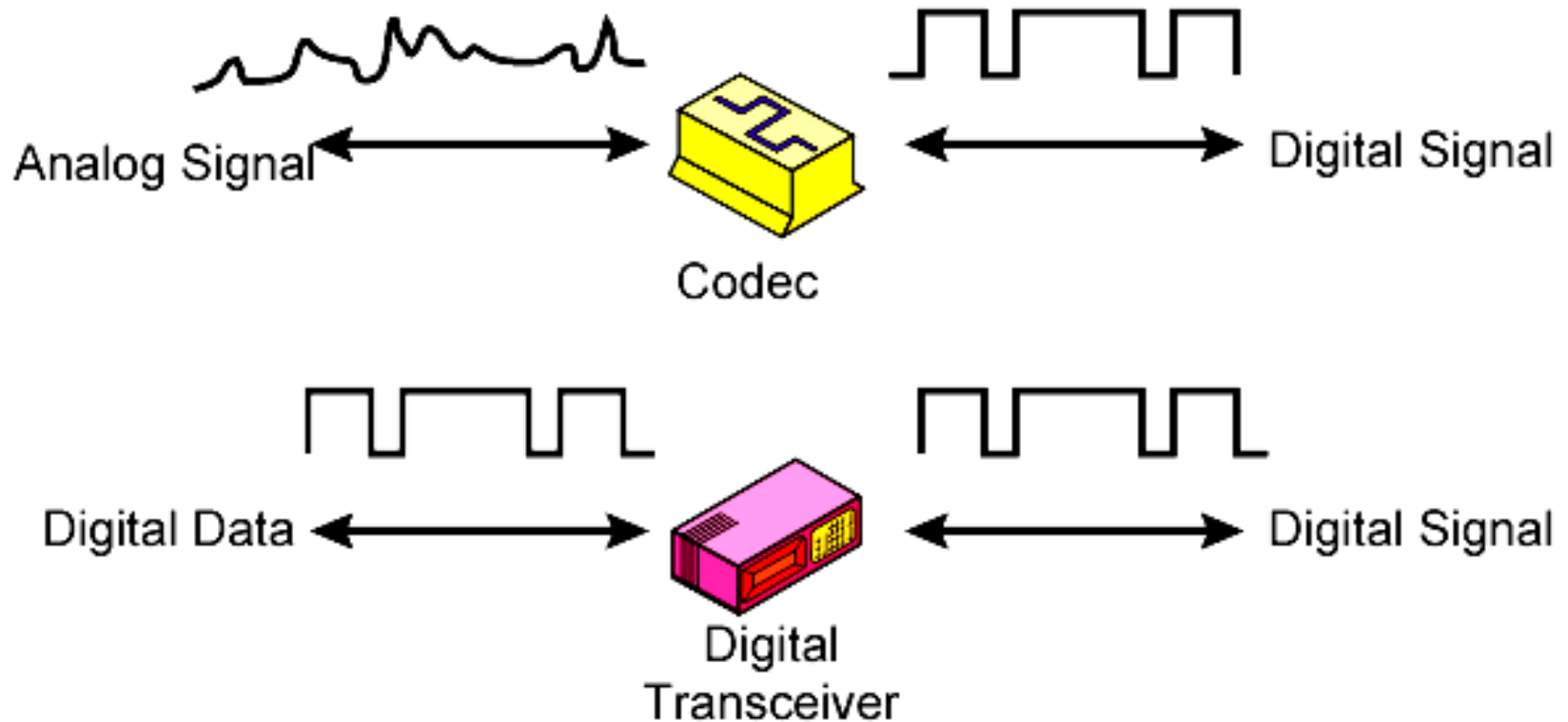
Analog Signals

Analog Signals: Represent data with continuously varying electromagnetic wave



Digital Signals

Digital Signals: Represent data with sequence of voltage pulses



Analog vs Digital Signaling

Digital signaling is:

- Cheaper
- Less susceptible to noise interference
- Suffers more attenuation.

Attenuation

Attenuation of a signal::

the reduction or loss of signal strength (power) as it is transferred across a system.

Attenuation is an **increasing** function of frequency.

The strength of the received signal must be strong enough for detection and must be higher than the noise to be received without error.

Attenuation

Voltage At
Transmitting End

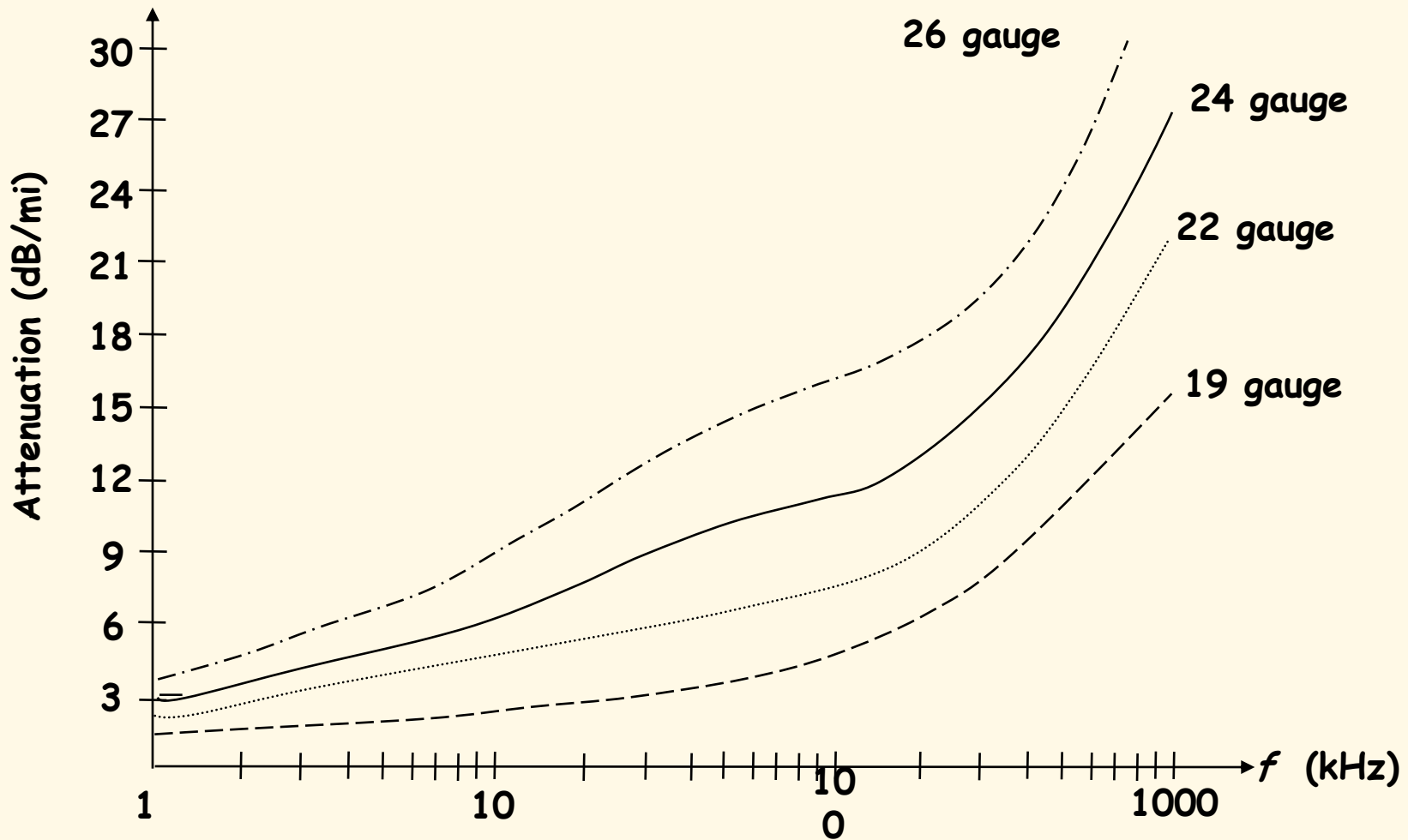


Voltage At
Receiving End



FIGURE 2.1 Attenuation of Digital Signals

Attenuation vs Frequency



Leon-Garcia & Widjaja:
Communication Networks


Analog and Digital Transmissions

{Stalling's third context}

3. Transmissions :: communication of data by the propagation and processing of signals.
 - Both **analog** and **digital** signals may be *transmitted* on suitable transmission media.
 - *[Stalling's argument]* The way the signals are “treated” is a function of the transmission system and here lies the crux of the distinction between transmission types.

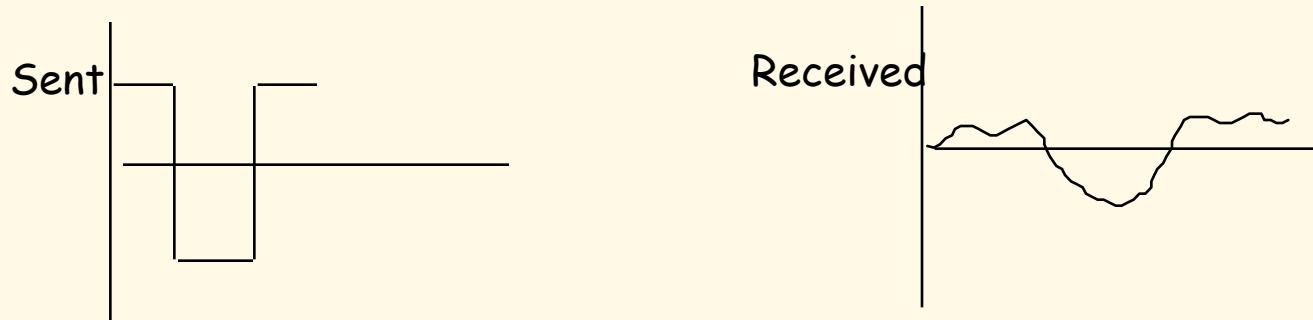
Analog vs Digital Transmission

(a) **Analog transmission:** all details must be reproduced accurately.



- e.g. AM, FM, TV transmission

(b) **Digital transmission:** only discrete levels need to be reproduced.



- e.g digital telephone, CD Audio

Leon-Garcia & Widjaja:
Communication Networks

Analog Transmissions

- **Analog transmission::** a means of transmitting analog signals *without regard to their content* (i.e., the signals may represent analog data or digital data).
 - Transmissions are attenuated over distance.

Analog signal – the analog transmission system uses **amplifiers** to boost the energy in the signal.

Analog Transmissions

Amplifiers boost the energy → this amplifies the signal and amplifies the noise.

The **cascading of amplifiers** distorts the signal.

Note - voice (analog data) can tolerate much distortion but with digital data, distortion introduces errors.

Digital Transmissions

Digital transmissions:: assume a binary content to the signal. Attenuation is overcome without amplifying the noise.

1. Analog signals {*assumes digital data*}:

With retransmission devices [analog repeater] at appropriate points the device recovers the digital data from the analog signal and generates a new clean analog signal.

the noise is not cumulative!!

Digital Transmissions

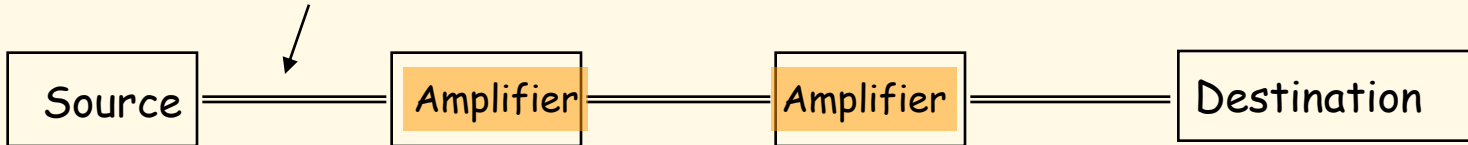
2. digital signals - digital repeaters are used to attain greater distances.

The digital repeater receives the digital signal, recovers the patterns of 0's and 1's and retransmits a new digital signal.

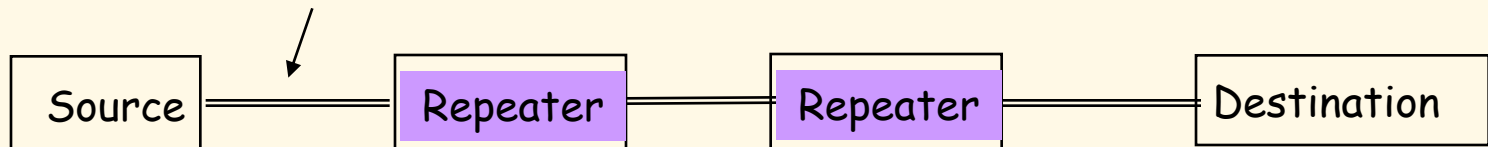
The treatment is the same for analog and digital data.

Analog vs Digital Transmission

Analog Transmission

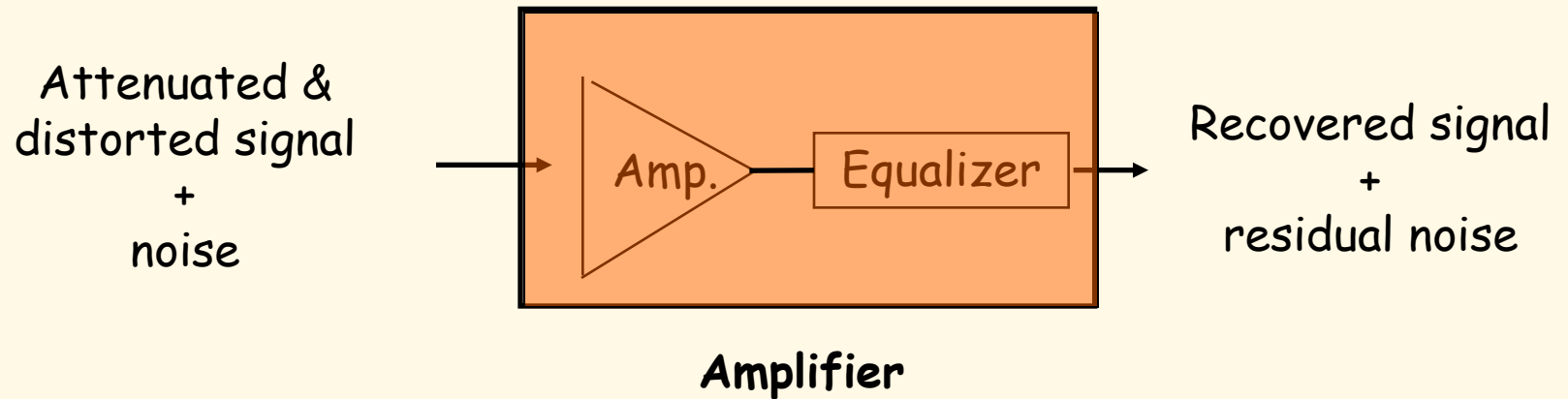


Digital Transmission



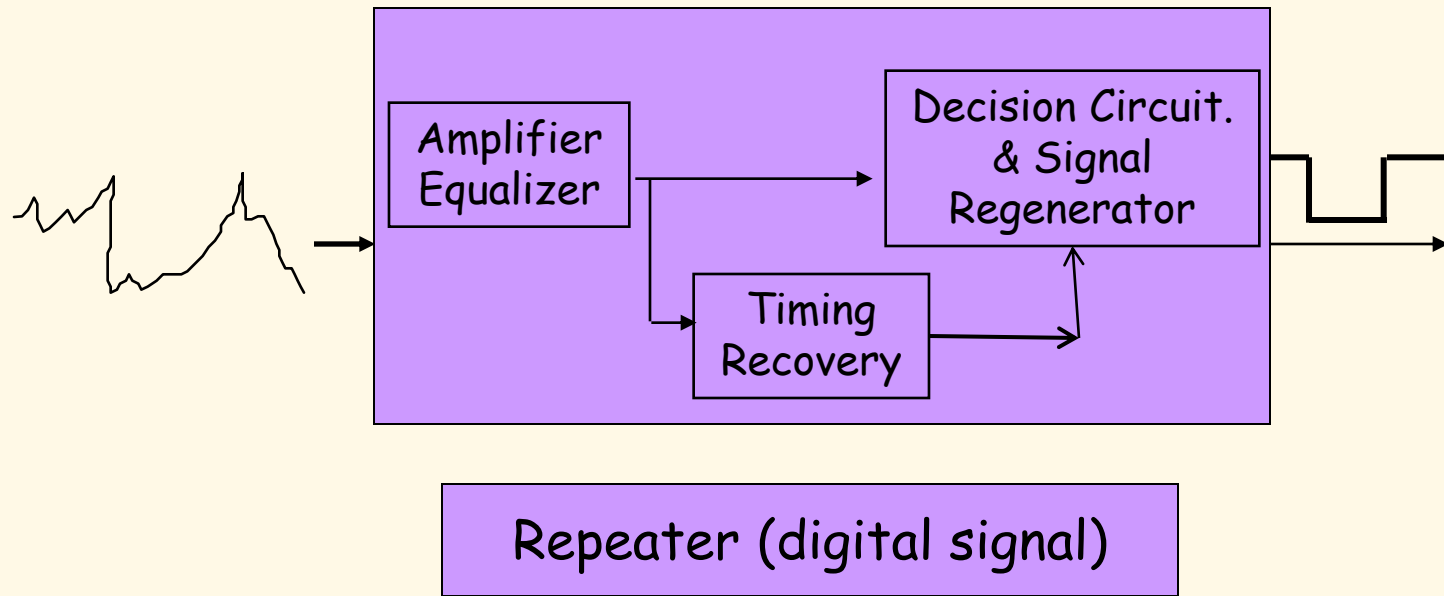
Leon-Garcia & Widjaja:
Communication Networks

Analog Transmissions



Leon-Garcia & Widjaja:
Communication Networks

Digital Transmissions



Leon-Garcia & Widjaja:
Communication Networks

Digital Transmission Advantages

- Superior cost of digital technology
 - Low cost LSI/VLSI technology
 - Repeaters versus amplifiers costs
- Superior quality {Data integrity}
 - Transmit longer distances over lines with lower error rates
- Capacity utilization
 - Economical to build high bandwidth links
 - High degree of multiplexing easier with digital techniques
 - TDM (Time Division Multiplexing) is easier and cheaper than FDM (Frequency Division Multiplexing).

DCC 9th Ed.
Stallings

Digital vs Analog Transmissions

Digital transmission advantages

- Security & Privacy
 - Encryption techniques readily applied to *digitized* data.
- Integration
 - Can treat analog and digital data similarly.
 - Economies of scale come from *integrating* voice, video and data.

Analog transmission advantages

- Digital signaling not as versatile or practical (digital impossible for satellite and microwave systems).
- LAN star topology *reduces* the severity of the noise and attenuation problems.

DCC 6th Ed.
Stallings

Physical Layer Summary (Part 1)

- Definitions of **bandwidth, capacity and modulation rate.**
- **Nyquist Theorem**
 - noiseless channel, sampling rate
- **Shannon's Result**
 - Channel with thermal noise, voice-grade line, SNR, constellations

Physical Layer Summary (Part 1)

- Analog versus Digital
 - Data, signals, transmissions
 - **Attenuation** of the signal as a function of transmission frequency.
- **Amplifier** versus **Repeater**
 - Effect of cascading amplifiers
 - Analog and digital repeaters
- Advantages/Disadvantages of Analog vs Digital Transmissions