



IMGD 3000 - Technical Game Development I: Intro to AI in Games

by
Robert W. Lindeman
gogo@wpi.edu



Motivation

- Okay, so you are in control
 - What about NPCs?
- Use AI to make your experience:
 - More compelling
 - More challenging
- Much AI is AS
 - Movement too simplistic
 - Movement too predictable
 - Movement too repeatable

Sample Uses of AI in Games

- ❑ Bad guys guarding something
- ❑ Bad guys looking for you
- ❑ Bad guys trying to beat you to something
- ❑ Bad guys trying to beat you (literally)
- ❑ Good guys working with you
- ❑ Other people just minding their own business
- ❑ Summary: 4 Bad, 1 Good, 1 Neutral

More Detailed Examples

- ❑ Bad guys
 - Find a path through the environment from where they are to where you are
 - ❑ Pac man ghosts
 - Guard the base, but if I see you, then attack!
 - Opponents racing around a track
 - ❑ Be fast, but block you too
- ❑ Good guys
 - If we are attacked, then counter!
- ❑ Neutral
 - Act natural, please!

Let's Start Small

- Objects in an environment follow rules
 - Physical laws
 - Damage
 - Fatigue
- Particles
 - Water flows
 - Fire burns, rises, heat dissipates
 - These are just rules!
- Higher-order beings also follow rules
 - They are just more complex

Basic Model of Particle Systems

- A collection of many minute particles
- For each frame:
 - New particles are generated, and assigned a set of properties
 - Old particles die, and are removed
 - Remaining particles change their properties, *e.g.*, position, shape, color
 - Objects are rendered based on this new state
- Creation and attribute manipulation are procedural
 - Can be the result of computations

Changing Particle Properties

- How should the properties of the particles change over time?
 - Where does each particle move to?
 - How does its color change?
- Can be based on *anything*
 - Look at neighboring particles
 - Look at scene objects, like obstacles
 - Look at time
 - Look at distance traveled
 - Look at anything you want!


Basic Algorithm

```
Set up particle
While Animation In Progress
  If Particle Not Dead Then
    Add Particle Direction * Speed To Particle Position
    Add Particle Acceleration To Particle Speed
    Modify Particle Speed
    Modify Particle Energy
    If Particles Energy < Threshold Then
      Mark Particle As Dead
    End If
    If Particle Hits Object Then
      Modify Particles Positions, Directions, Speed and Energy
    End If
    Display Particle
  End If
End While
```

Example: Movement of Particles

- S_t is the state of all particles at time t
 - At $t=0$: S_0


Images: Greg M. Johnson
(<http://www.geocities.com/pterandon/boids.html>)



Example: Movement of Particles

- Compute the influence of all other particles within some range
 - Attraction, repulsion


Images: Greg M. Johnson
(<http://www.geocities.com/pterandon/boids.html>)



Example: Movement of Particles

- Add all forces together, and use that to update the current position


Images: Greg M. Johnson
(<http://www.geocities.com/pterandon/boids.html>)



Example: Movement of Particles

- Wait, there might be other forces!
 - Whatever the goal is of the scene


Images: Greg M. Johnson
(<http://www.geocities.com/pterandon/boids.html>)



Example: Movement of Particles

- Again, sum these as the forces on the particle
- Repeat these steps for each particle

Images: Greg M. Johnson
(<http://www.geocities.com/pterandon/boids.html>)



Particle Systems: More Examples

- Fire
- Explosions



Particle Systems: Final Thoughts

- In many cases, ignore self collisions
 - What does two fire particles colliding look like?
- Very general framework!
 - We can make special cases to get specific effects
 - Just change rules, objects, *etc.*
- How would you represent this system in code?