


CS 563 Advanced Topics in
Computer Graphics
Photon Mapping

by Emmanuel Agu



Presentation

- Divided into two parts.
 - Overview of Photon Mapping
 - Detail look into the first pass of the Photon Mapping algorithm.

Photon Mapping

- More efficient alternative to pure Monte Carlo raytracing techniques. Not a replacement!
- Two pass global illumination algorithm.
 - Photon tracing
 - Rendering
- Illumination is decoupled from geometry.
- Best used in combination with other techniques such as path or ray tracing.
- Easy to integrate into existing renderers.

Two pass algorithm

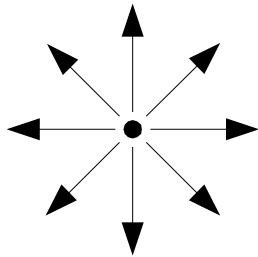
- Pass 1 - Photon tracing
 - Emit photons from light sources
 - Trace photons through scene.
 - Populate photon maps
- Pass 2 - Rendering
 - Render scene using information in the photon maps to estimate:
 - Reflected radiance at surfaces
 - Out-scattered radiance from volumes
 - In-scattered radiance from translucent materials.

Pass 1 - Photon tracing

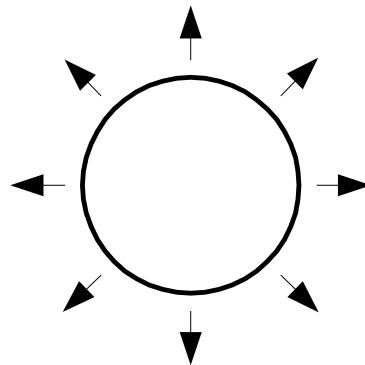
- Photon emission
 - Emit photons from light sources.
- Photon scattering
 - Determine how photons are scattered through out the scene.
- Photon storing
 - How do we keep track of photons that are absorbed by diffuse surfaces.

Photon emission

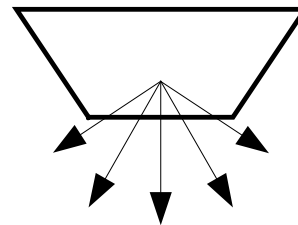
- What is a photon?
 - Quantum of light with position, propagation dirn & wavelength
 - **light particles**, created at light source, carry energy.
- Power of light source divided by no. emitted photons.
- Any type of light source can be used.




Diffuse Point Light



Spherical Light



Square Light



Complex Light

Photon scattering

- Emitted photons are probabilistically scattered through the scene and are eventually absorbed.
- Photon hits surface: can be reflected, refracted, or absorbed
- Photon hits volume: it can be scattered or absorbed.

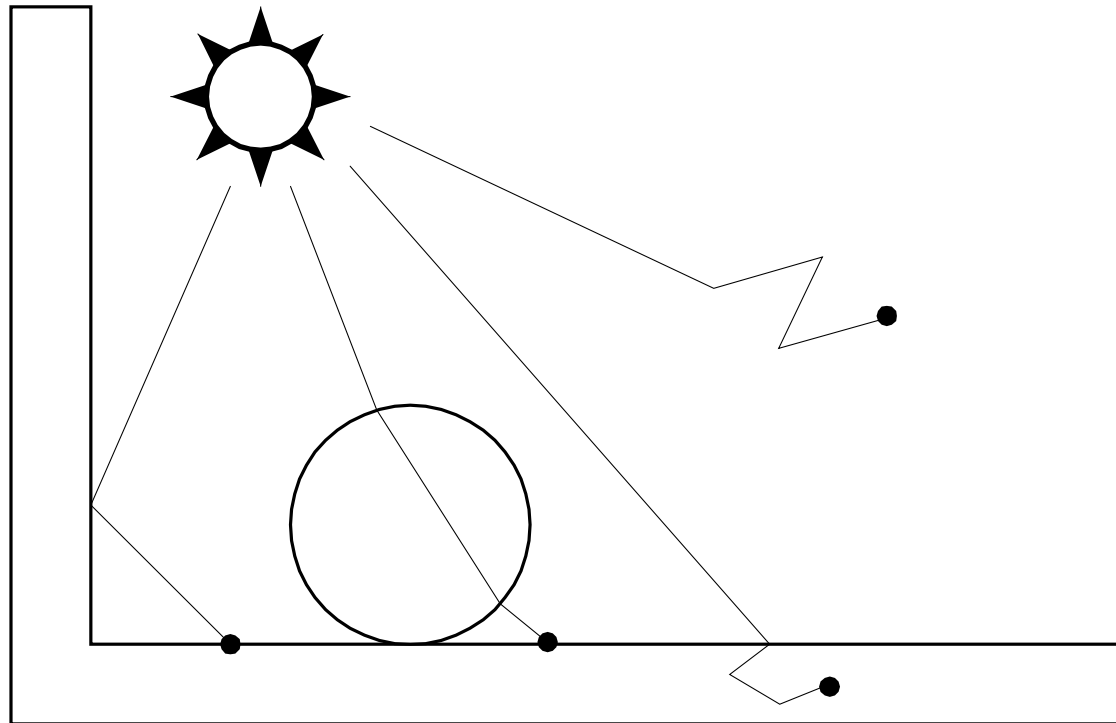


Illustration is based on figures from Jensen[1].

Photon storage

- Absorbed photons are stored in a spatial data structure called a “Photon Map”.
- Photon’s power, position & incident direction stored
- Photon map data structure
 - Fast spatial access to handle millions of queries during rendering phase.
 - Memory usage needs to be compact and aligned properly.

Photon storage

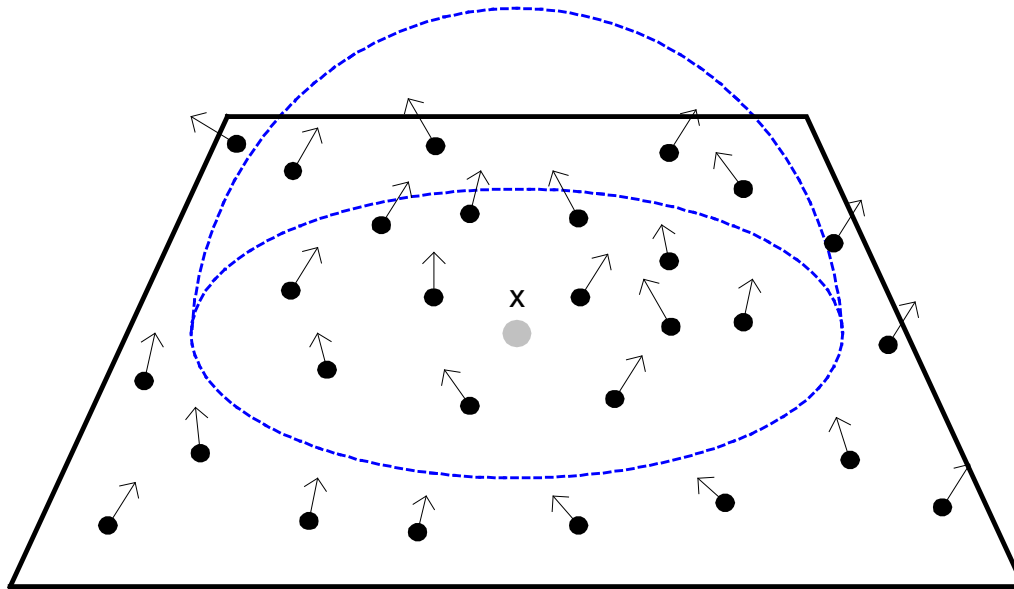
- Caustics and participating media would require large localized concentrations of photons.
- Single global photon map needs to be evenly distributed for better radiance estimates.
- Solution: Multiple photons maps are necessary.
 - Global photon map
 - Caustics map
 - Volume photon map (for participating media)

Photon storage

- Caustics Photon Map
 - Generated by shooting photons directly at specular objects in the scene and are absorbed when they reach a diffuse surface.
 - Photons are highly focused into a small area.
 - Requires fewer photons to be emitted.

Pass 2 - Rendering

- Imagine ray tracing a hitpoint x
- Information from photon maps used to estimate radiance from x
- Radius of circle required to encountering N photons gives radiance estimate at x



Pass 2 – Rendering

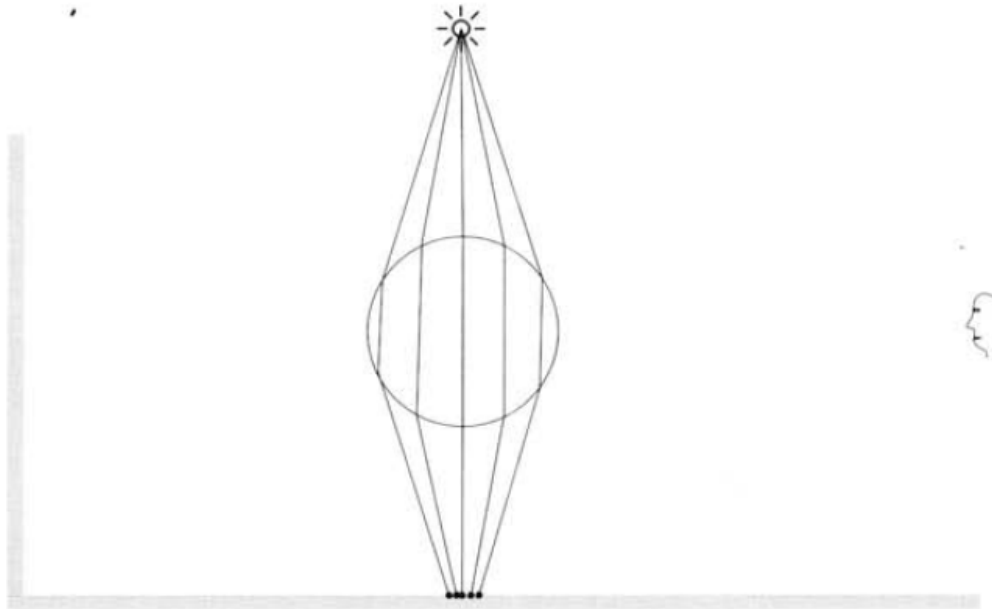
- What are we doing when we gather nearest N photons?
 - We are approximating reflected radiance.
 - We can use the direction $\vec{\omega}_p$ of each photon, p, along with the BRDF of the surface.

$$L_r(x, \vec{\omega}) = \frac{1}{\pi r^2} \sum_{p=1}^N f_r(x, \vec{\omega}_p, \vec{\omega}) \Delta\Phi_p(x, \vec{\omega}_p)$$

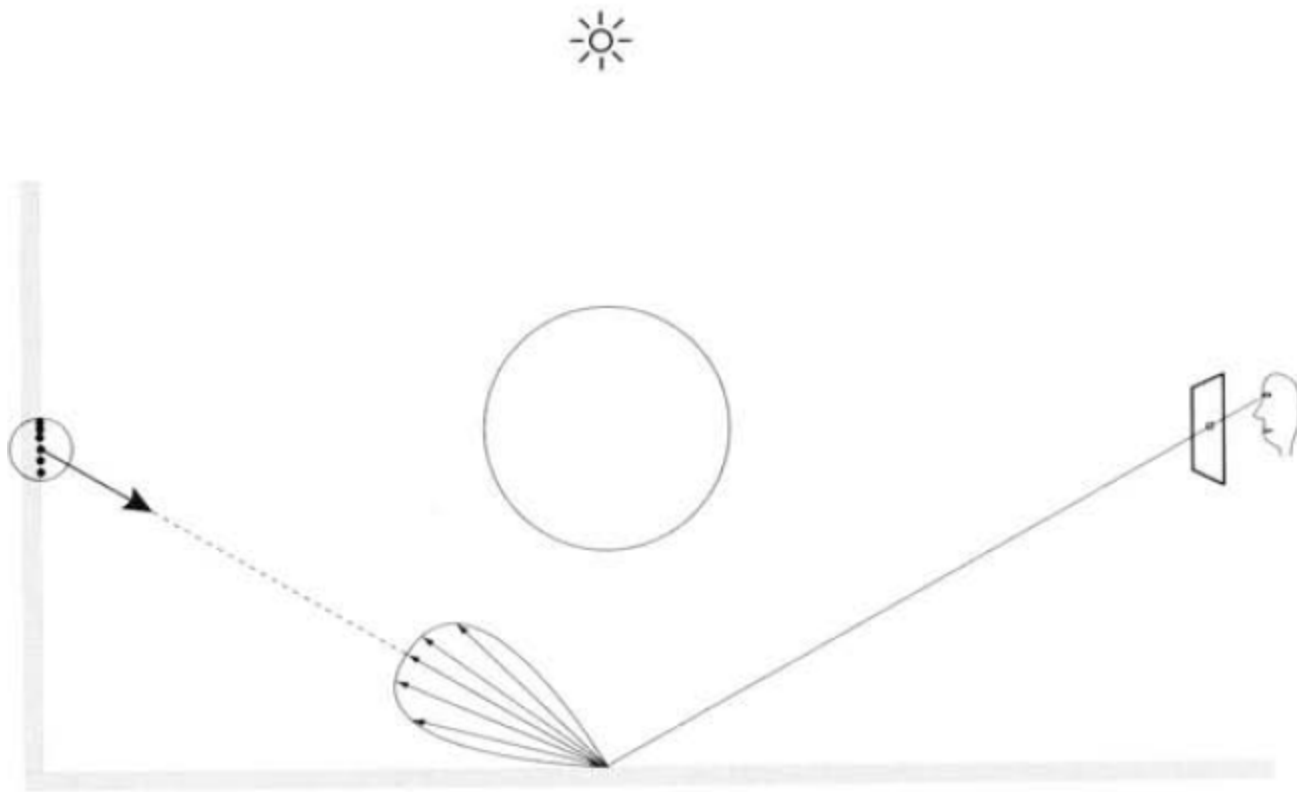
Radius of circle to gather N photons

Pass 2 - Rendering

- Rendering equation integral is split into 4 terms.
 - Direct Illumination: ray tracing
 - Specular/Glossy: ray tracing
 - Indirect Illumination:
 - path tracing optimized using photon mapping
 - Caustics (hits specular then diffuse): photon mapping

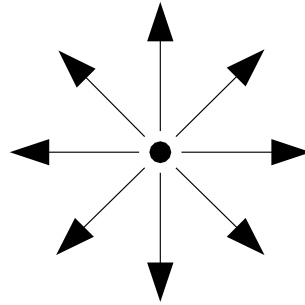


- Indirect diffuse lighting: Use ray tracing
- Estimate in global photon map can be used



Photon Emission

- Diffuse Point Light

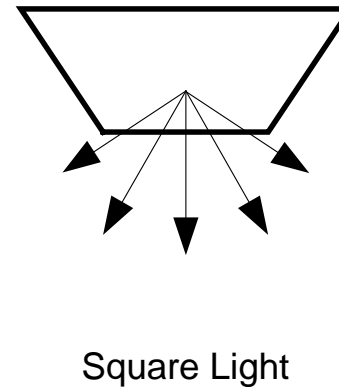
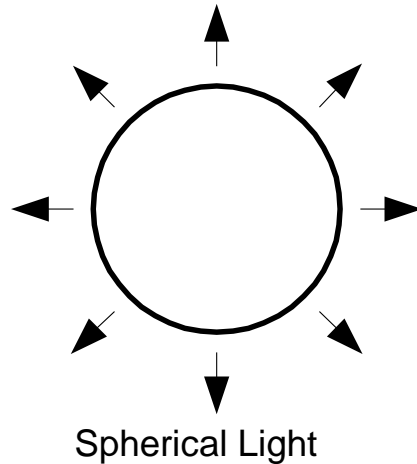


Diffuse Point Light

- Photons are emitted uniformly in all directions.
 - Sample sphere uniformly
 - Rejection sampling
 - Pick random direction in unit cube and then check to see if it's in unit sphere. If not then reject and try again.

Photon Emission

- Spherical and Square Lights



- Pick random position on square or sphere surface
- Pick random direction in hemisphere above position.

Photon Emission

- Multiple Lights
 - Photons emitted from each light source
 - Total number of photons **in scene** same as for single light
 - Less photons are needed per light source since each light contributes less to overall illumination.
 - More photons emitted from brighter lights than dim lights
 - Complexity not increased with the more lights.

Photon Emission

- Projection Maps
 - Map of scene geometry as seen from light source
 - Cells have information on whether objects in that direction
 - Photons emitted in directions with objects
 - Improves efficiency in scene's with sparse geometry
 - In caustic generation, the projection map directs photons toward specular surfaces

Photon Scattering

- Specular reflection
 - Photons hitting specular surfaces are reflected in mirror direction
 - Calculated same as specularly reflected rays in raytracing.
 - Power of photon should be scaled by the reflectivity of the mirror. Unless using Russian Roulette.

Photon Scattering

- Diffuse reflection
 - Pick random direction in hemisphere above hit point probability proportional to cosine of angle with normal
 - Power scaled by diffuse reflectance. Unless using Russian Roulette
 - Photons only stored in photon map at diffuse surfaces
- Arbitrary BRDF reflection
 - New photon direction is computed by importance sampling the BRDF.
 - Power scaled according to BRDF as well as reflectivity. Unless using Russian Roulette.

Photon Scattering

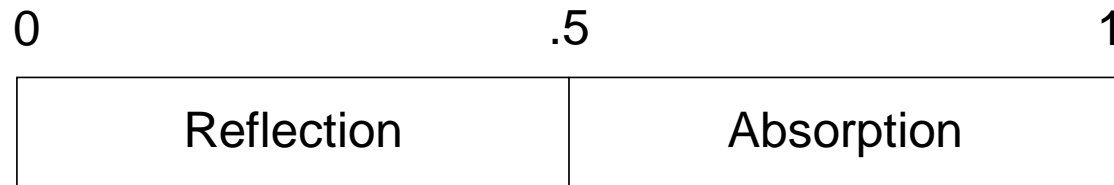
- Russian Roulette
 - Stochastic technique to remove unimportant photons and allow the effort to be focused on important photons.
 - Standard Monte Carlo technique
 - Basic Concept
 - Use probabilistic sampling to eliminate work and still get the correct result.

Russian Roulette

- At surface, photon reflection or Absorption?

Example:

If 1000 photons are shot at a surface with reflectivity 0.5 then we can reflect 1000 at half power or we can reflect 500 at full power.



Photon Scattering

- Russian Roulette

$\xi \in [0,1]$ is a random variable

$p \in [0,1]$ is probability that another radiance estimate, L_n , is made.

$$L_n = \begin{cases} \xi < p \text{ then } \frac{L}{p} \\ \textit{otherwise} & 0 \end{cases}$$

Compute expected value to see why it works.

$$E\{L\} = (1-p) * 0 + p * \frac{E\{L\}}{p} = E\{L\}$$

Russian Roulette

- Reflection or Absorption

$\xi \in [0,1]$ is a random variable

$p \in [0,1]$ is probability of reflection.

Φ_p is power of incoming photon

if ($\xi < p$)

then reflect photon at power Φ_p

else

photon is absorbed

- Reflected photon power is not modified. Correctness is ensured over many samples.

Russian Roulette

- Specular or Diffuse Reflection

$\xi \in [0,1]$ is a random variable

$p_d \in [0,1]$ is probability of diffuse reflection.

$p_s \in [0,1]$ is probability of specular reflection.

where $(p_d + p_s \leq 1)$

Decision is made

$\xi \in [0, p_d]$ diffuse reflection


$\xi \in (p_d, p_d + p_s]$ specular reflection

$\xi \in (p_d + p_s, 1]$ absorption

0	p_d	p_s	1
Diffuse	Specular	Absorption	

Photon Map Data Structure

- Photon Node
 - Position
 - Incident direction
 - Power
- Spatial data structure kd-trees are used to partition point sets. In our case photons.
 - Similar to BSP except partitioning planes are axis aligned
 - Balanced kd-trees give $O(\log N)$ searches.
 - Trees should be balanced if possible.
 - Each node contains a splitting plane that is orthogonal to it's parent's splitting plane.



Applications of Photon Mapping

- Photon Mapping can be used for
 - Caustics
 - Color Bleeding
 - Participating Media
 - Subsurface Scattering
 - Motion Blur

Applications of Photon Mapping

- Practical 2 pass algorithm
- the rendering equation for surface radiance:

$$L_o(x, \vec{\omega}) = L_e(x, \vec{\omega}) + L_r(x, \vec{\omega})$$

Applications of Photon Mapping

- Expand the reflected radiance L_r

$$L_r(x, \vec{w}) = \int_{\Omega} f_r(x, \vec{w}', \vec{w}) L_i(x, \vec{w}') (\vec{w}' \cdot \vec{n}) d\vec{w}'$$

- BRDF component

$$f_r(x, \vec{w}', \vec{w}) = f_{r,S}(x, \vec{w}', \vec{w}) + f_{r,D}(x, \vec{w}', \vec{w})$$


- Incoming Radiance

$$L_i(x, \vec{w}') = L_{i,l}(x, \vec{w}') + L_{i,c}(x, \vec{w}') + L_{i,d}(x, \vec{w}')$$

Applications of Photon Mapping

- Separating the BRDF and incoming radiance

$$\begin{aligned} L_r(x, \vec{w}) = & \int_{\Omega} f_r(x, \vec{w}', \vec{w}) L_i(x, \vec{w}') (\vec{w}' \cdot \vec{n}) d\vec{w}' = \\ & \int_{\Omega} f_r(x, \vec{w}', \vec{w}) L_{i,l}(x, \vec{w}') (\vec{w}' \cdot \vec{n}) d\vec{w}' + \\ & \int_{\Omega} f_{r,S}(x, \vec{w}', \vec{w}) (L_{i,c}(x, \vec{w}') + L_{i,d}(x, \vec{w}')) (\vec{w}' \cdot \vec{n}) d\vec{w}' + \\ & \int_{\Omega} f_{r,D}(x, \vec{w}', \vec{w}) L_{i,c}(x, \vec{w}') (\vec{w}' \cdot \vec{n}) d\vec{w}' + \\ & \int_{\Omega} f_{r,D}(x, \vec{w}', \vec{w}) L_{i,d}(x, \vec{w}') (\vec{w}' \cdot \vec{n}) d\vec{w}' \end{aligned}$$

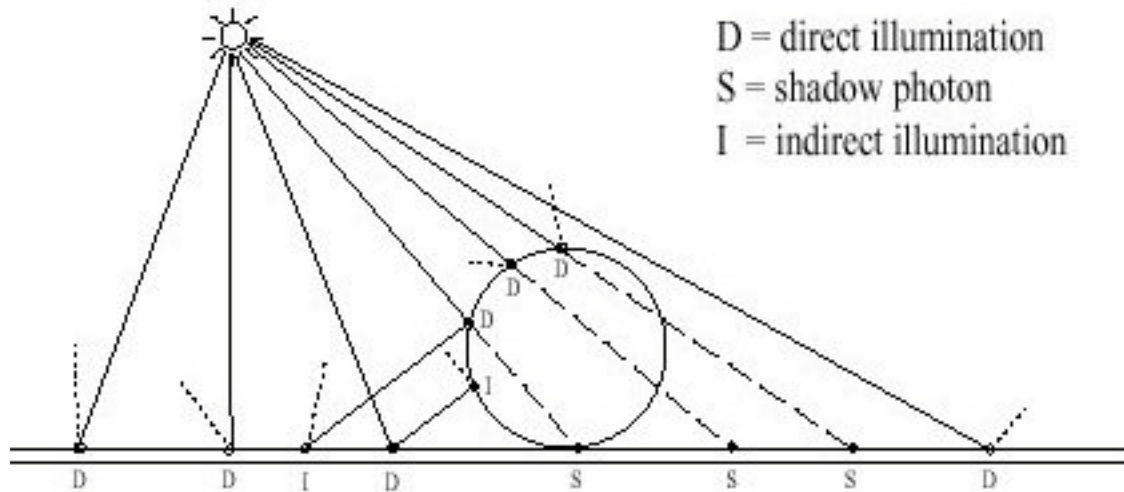



Applications of Photon Mapping

- Was broken down into the
 - Direct Illumination
 - Specular and Glossy Reflections
 - Caustics
 - Indirect Illumination
- An accurate and approximate

Applications of Photon Mapping

- Global Photon Map
 - photons are emitted towards all objects
 - rough estimation
 - shadow photons






Applications of Photon Mapping

- Caustic Photon Map
 - only stores caustics
 - photons are emitted towards specular objects
 - high density

Applications of Photon Mapping


- Radiance Estimation is also applied
 - variable size sphere
 - fixed size sphere
- Filtering is also applied to the Caustics
 - Cone filter applied to the right Caustic



Applications of Photon Mapping

- Participating Media
 - not all photon interaction happens at the surface
 - translucent materials
 - Light Scattering of Photons
 - Volume Photon Map
 - Photons are
 - absorbed
 - scattered





Applications of Photon Mapping

- Previous Rendering Algorithms assumed that light traveling in a vacuum
- participating media allows:
 - dust
 - air
 - clouds

 - marble
 - skin
 - plants

Applications of Photon Mapping

- Change of radiance L_r in the direction \vec{w}
 - scattering coefficient
 $-\sigma_s(x)L(x, \vec{w})$
 - absorption coefficient
 $-\sigma_a(x)L(x, \vec{w})$
 - in-scattering
 $\sigma_s(x) \int_{\Omega} p(x, \vec{w}', \vec{w}) L_i(x, \vec{w}') d\vec{w}'$
 - emission from the medium
 $\sigma_a(x)L_e(x, \vec{w})$

- Volume Rendering Equation

$$L(x, \vec{w}) = \int_0^s e^{-r(x, x')} \sigma_a(x') L_e(x') dx' +$$
$$\int_0^s e^{-r(x, x')} \sigma_s(x') \int_{\Omega} p(x', \vec{w}', \vec{w}) L_i(x', \vec{w}') d\vec{w}' dx' +$$
$$e^{-r(x, x+s\vec{w})} L(x + s\vec{w}', \vec{w})$$

- for an optical depth

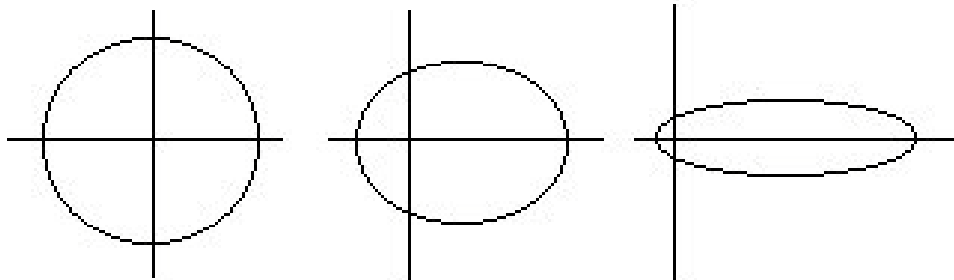
$$r(x, x') = \int_x^{x'} \sigma_t(t) dt$$

Applications of Photon Mapping

- Phase Functions

- distribution of scattered light in a participating media
- Henyey-Greenstein phase function

$$p(\theta) = \frac{1 - g^2}{4\pi(1 + g^2 - 2g \cos \theta)^{1.5}}$$



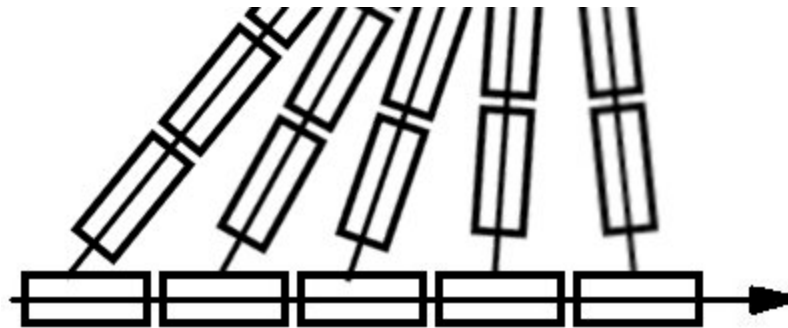
- $g = 0.0,$ $g = 0.4,$ $g = 0.9$


Applications of Photon Mapping

- Ray Marching
 - single ray



- shadow rays





Applications of Photon Mapping

- Adaptive Ray Marching
 - non-homogeneous media
 - shadows
 - caustics

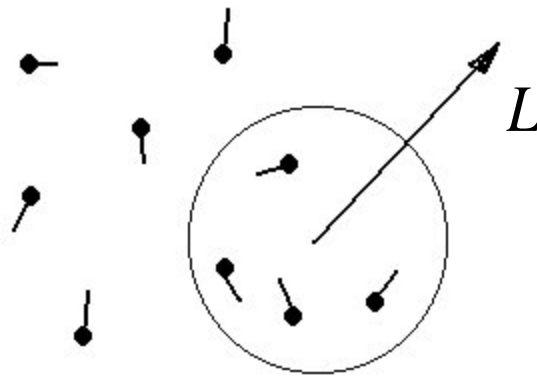
- Ray marching estimates in-scattered light

Applications of Photon Mapping


- Volume Radiance Estimate
 - 3 dimensional equivalence of surface radiance estimate

$$(\vec{w} \cdot \nabla)L_o(x, \vec{w}) = \sigma_s(x) \int_{\Omega_{4\pi}} p(x, \vec{w}', \vec{w}) L(x, \vec{w}') d\vec{w}'$$

- photon density is estimated by volume of sphere



Applications of Photon Mapping



(a)



(b)



(a)



(b)

(a) *diffuse (BRDF)*,

(b) *skim (BSSRDF)*

Applications of Photon Mapping

- Subsurface Scattering
 - denser version of participating media
 - Photon Tracing

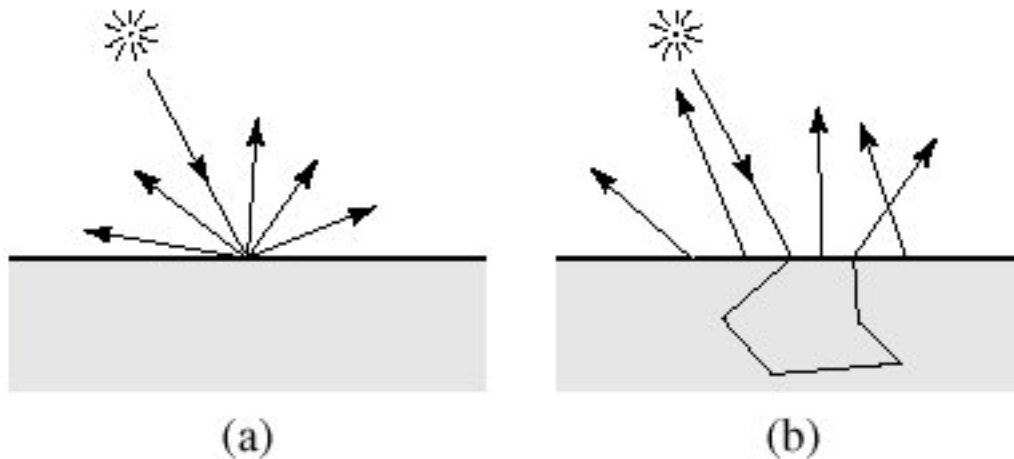



Figure 1: Scattering of light in (a) a BRDF, and (b) a BSSRDF.




Applications of Photon Mapping

- Rendering of Subsurface Scattering
 - uses ray marching
 - Russian roulette sampling
 - in-scattered radiance

Applications of Photon Mapping

- Motion Blur
 - temporal supersampling



Applications of Photon Mapping

- accumulation buffer
- standard radiance estimate
- time dependent radiance estimate

$$L_r(x, \vec{w}, t) = \int_{\Omega} f_r(x, \vec{w}', \vec{w}, t) L_i(x, \vec{w}', t) (\vec{w}' \cdot \vec{n}) d\vec{w}'$$



a) Accumulation buffer.



b) Standard radiance estimate.



c) Time dependent radiance estimate.

Applications of Photon Mapping



- [5]

References

- [1] Jensen, Henrik W. Realistic Image Synthesis Using Photon Mapping. A K Peters, Ltd, Massachusetts, 2001
- [2] Shirley, Peter Realistic Raytracing A K Peters, Ltd. Massachusetts, 2000.
- [3] Shirley, Peter Fundamentals of Computer Graphics A K Peters, Ltd, Massachusetts, 2002
- [4] Zack Waters, Photon mapping presentation, CS 563, Spring 2003
- [5] Curt Ferguson, Photon mapping presentation part II, CS 563, Spring 2003

Applications of Photon Mapping

6. Henrik Wann Jensen: "Global Illumination using Photon Maps". In *"Rendering Techniques '96"*. Eds. X. Pueyo and P. Schröder. Springer-Verlag, pp. 21-30, 1996
7. Henrik Wann Jensen: "Rendering Caustics on Non-Lambertian Surfaces". In *Proceedings of Graphics Interface '96*, pp. 116-121, Toronto 1996.
8. Henrik Wann Jensen, Stephen R. Marschner, Marc Levoy and Pat Hanrahan: "A Practical Model for Subsurface Light Transport". *Proceedings of SIGGRAPH'2001*.
9. Henrik Wann Jensen and Per H. Christensen: "Efficient Simulation of Light Transport in Scenes with Participating Media using Photon Maps". In *Proceedings of SIGGRAPH'98*, pages 311-320, Orlando, July 1998
10. Martin Fuhrer: "CPSC 651 Project: Photon Mapping"
<<http://pages.cpsc.ucalgary.ca/~fuhrer/courses/651/project/>> 2003
11. Mike Cammarano and Henrik Wann Jensen. "Time Dependent Photon Mapping". *Proceedings of the 13th Eurographics Workshop on Rendering*, Pisa, Italy, June 2002